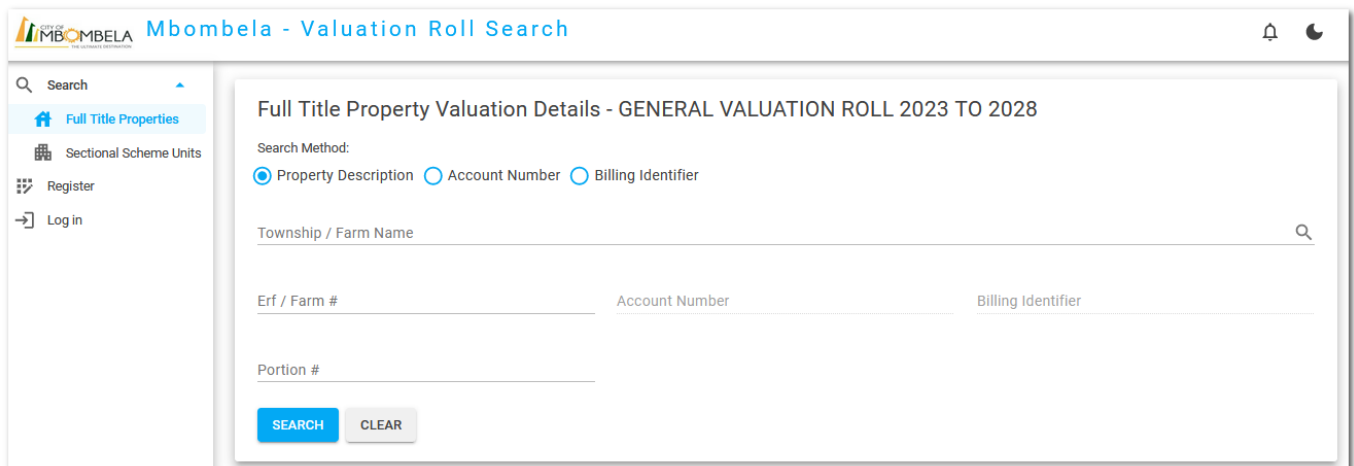


Online Portal for the General Valuation Roll for the period 1 July 2023 to 30 June 2028

How to view your property market value and submit an objection online on the General Valuation Roll Portal

1. Overview

Mbombela's online General Valuation Roll portal enables stakeholders to inspect the Valuation Roll for the period 1 July 2023 to 30 June 2028 and submit objections.

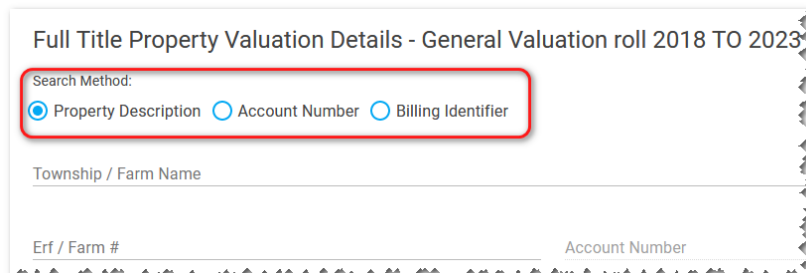


The screenshot shows the 'Mbombela - Valuation Roll Search' portal. On the left is a sidebar with a search icon and a list of options: 'Full Title Properties' (selected), 'Sectional Scheme Units', 'Register', and 'Log in'. The main content area is titled 'Full Title Property Valuation Details - GENERAL VALUATION ROLL 2023 TO 2028'. It features a 'Search Method:' section with three radio buttons: 'Property Description' (selected), 'Account Number', and 'Billing Identifier'. Below this are input fields for 'Township / Farm Name', 'Erf / Farm #', 'Account Number', 'Billing Identifier', and 'Portion #'. At the bottom are 'SEARCH' and 'CLEAR' buttons.

2. Search Instructions

Navigate to the portal's URL address <https://comgvr2023objections.co.za> using your preferred web browser.

Select the search method:



This close-up shows the 'Full Title Property Valuation Details - General Valuation roll 2018 TO 2023' header. The 'Search Method:' section is highlighted with a red box, showing the 'Property Description' radio button selected. Below it are the 'Township / Farm Name' and 'Erf / Farm #' input fields, with 'Account Number' also visible.

Depending on the search method, enter the enabled information fields with your search criteria. The results will be presented in an easy-to-read grid format.

3. Submitting an Objection

You must register an account to submit an Objection. Once you are logged into the portal, select the roll entry you wish to object to, as per the example below:

	RESIDENTIAL OBJECTION	AGRICULTURAL OBJECTION	NON RESIDENTIAL OBJECTION		
	Township Name	Erf	Portion	RE	Owner
<input checked="" type="checkbox"/>	ABEK 6 JU	6	1		

Entering information in the Objection form is user friendly. You will be guided through the process. The required information fields will be clearly marked. You cannot progress through the process unless you capture information in these required fields.

FORM A: OBJECTION FORM RESIDENTIAL (FULL TITLE AND SECTIONAL TITLE USED FOR RESIDENTIAL PURPOSES)



If you omit any required information, the relevant field will be highlighted in red. Correct the applicable field to proceed.

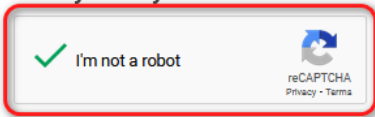
Flat/Door No.	Physical Address 6/1, FARM	Postal Code
<hr/>		
Objector Type *	Individual or Company *	
You must specify the type of objector	You must specify what type of applicant the objector is	
<hr/>		
Motivation		
<hr/>		

Additional supporting documents can be uploaded with the Objection in PDF and common picture formats (png, jpg). Please ensure these files are within the configured size limit, as indicated.

Prior to submitting your completed Objection, you must complete the “**I am not a robot**” Captcha verification. Click the Finish button to submit the Objection.

All information entered.

Verify that you are not a robot, and click the Done button to submit the objection form.



Page 9 of 9

PREVIOUS

FINISH

Objections will be compiled, digitally signed, and will be emailed to you for your reference. Please keep a record of your Objection with its Reference Number.